

# Surface Mount Power Splitter/Combiner

## LRPS-2-1-75J+ LRPS-2-1-75J

2 Way-0° 75Ω 2 to 500 MHz



### Maximum Ratings

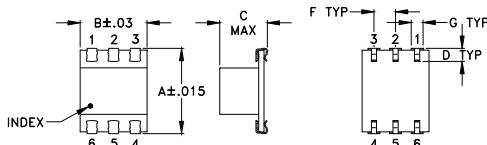
Operating Temperature	-40°C to 85°C
Storage Temperature	-55°C to 100°C
Power Input (as a splitter)	1W max.
Internal Dissipation	0.125W max.

Permanent damage may occur if any of these limits are exceeded.

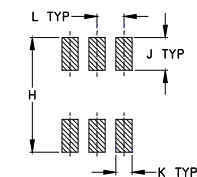
### Pin Connections

SUM PORT	6
PORT 1	4
PORT 2	3
GROUND	1
NOT USED	2,5

### Outline Drawing



### PCB Land Pattern

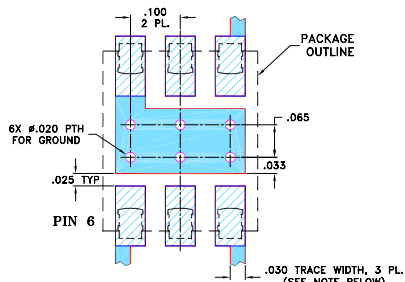


Suggested Layout,  
Tolerance to be within ±.002

### Outline Dimensions (inch/mm)

A	B	C	D	E	F	G
.390	.31	.225	.060	--	.100	.045
9.91	7.87	5.72	1.52	--	2.54	1.14
H	J	K	L	M		wt
.420	.120	.060	.100	--		grams
10.67	3.05	1.52	2.54	--		0.50

### Demo Board MCL P/N: TB-221 Suggested PCB Layout (PL-109)



- NOTES: 1. TRACE WIDTH IS SHOWN FOR ROGERS RO4350B WITH DIELECTRIC THICKNESS .030" ± .002"; COPPER: 1/2 OZ. EACH SIDE. FOR OTHER MATERIALS TRACE WIDTH MAY NEED TO BE MODIFIED.  
2. BOTTOM SIDE OF THE PCB IS CONTINUOUS GROUND PLANE.
- DENOTES PCB COPPER LAYOUT WITH SMOBC (SOLDER MASK OVER BARE COPPER)
  - DENOTES COPPER LAND PATTERN FREE OF SOLDER MASK

### Features

- low insertion loss, 0.35 dB typ.
- high isolation, 35 dB typ.
- aqueous washable
- J-leads for strain relief and excellent solderability

### Applications

- VHF/UHF
- CATV
- communications systems

CASE STYLE: QQQ569  
PRICE: \$8.95 ea. QTY. (10-49)

+ RoHS compliant in accordance with EU Directive (2002/95/EC)

The +Suffix identifies RoHS Compliance. See our web site for RoHS Compliance methodologies and qualifications.

### Electrical Specifications

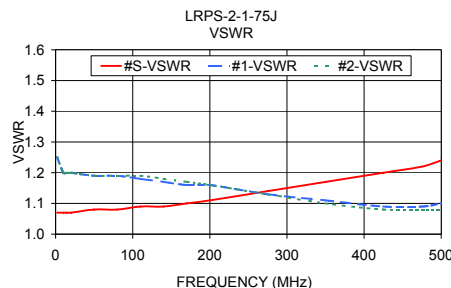
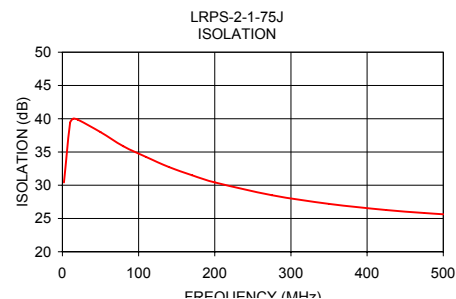
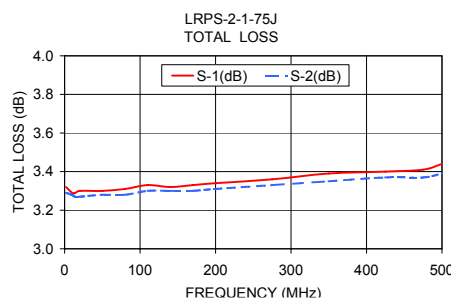
FREQ. RANGE (MHz)	ISOLATION (dB)						INSERTION LOSS (dB) ABOVE 3.0 dB						PHASE UNBALANCE (Degrees)			AMPLITUDE UNBALANCE (dB)		
	L		M		U		L		M		U		L	M	U	L	M	U
$f_c - f_u$	Typ.	Min	Typ.	Min	Typ.	Min	Typ.	Max.	Typ.	Max.	Typ.	Max.	Max.	Max.	Max.	Max.	Max.	Max.
2-500	35	18	35	25	27	20	0.3	0.8	0.35	0.6	0.5	1.0	1.0	2.0	3.0	0.15	0.2	0.3

L = 2-20 MHz M = 20-250 MHz U = 250-500 MHz

### Typical Performance Data

Frequency (MHz)	Total Loss <sup>1</sup> (dB)		Amplitude Unbalance (dB)	Isolation (dB)	Phase Unbalance (deg.)	VSWR S	VSWR 1	VSWR 2
	S-1	S-2						
2.00	3.32	3.29	0.03	30.42	0.05	1.07	1.25	1.25
10.00	3.29	3.28	0.01	39.35	0.00	1.07	1.20	1.20
14.00	3.29	3.27	0.03	39.99	0.01	1.07	1.20	1.20
20.00	3.30	3.27	0.02	39.87	0.05	1.07	1.20	1.20
50.00	3.30	3.28	0.02	37.98	0.01	1.08	1.19	1.19
80.00	3.31	3.28	0.03	35.87	0.11	1.08	1.19	1.19
110.00	3.33	3.30	0.03	34.24	0.17	1.09	1.18	1.18
140.00	3.32	3.30	0.03	32.73	0.18	1.09	1.17	1.18
170.00	3.33	3.30	0.03	31.50	0.24	1.10	1.16	1.17
200.00	3.34	3.31	0.03	30.43	0.22	1.11	1.16	1.16
275.00	3.36	3.33	0.03	28.50	0.38	1.14	1.13	1.13
350.00	3.39	3.35	0.04	27.19	0.40	1.17	1.11	1.10
425.00	3.40	3.37	0.03	26.27	0.49	1.20	1.09	1.08
475.00	3.41	3.37	0.04	25.83	0.48	1.22	1.09	1.08
500.00	3.44	3.39	0.05	25.63	0.49	1.24	1.10	1.08

1. Total Loss = Insertion Loss + 3dB splitter loss.



### electrical schematic



For detailed performance specs & shopping online see web site

**Mini-Circuits®**  
ISO 9001 ISO 14001 AS 9100 CERTIFIED  
The Design Engineers Search Engine Provides ACTUAL Data Instantly at [minicircuits.com](http://minicircuits.com)  
IFIRF MICROWAVE COMPONENTS

P.O. Box 350166, Brooklyn, New York 11235-0003 (718) 934-4500 Fax (718) 332-4661

Notes: 1. Performance and quality attributes and conditions not expressly stated in this specification sheet are intended to be excluded and do not form a part of this specification sheet. 2. Electrical specifications and performance data contained herein are based on Mini-Circuit's applicable established test performance criteria and measurement instructions. 3. The parts covered by this specification sheet are subject to Mini-Circuits standard limited warranty and terms and conditions (collectively, "Standard Terms"); Purchasers of this part are entitled to the rights and benefits contained therein. For a full statement of the Standard Terms and the exclusive rights and remedies thereunder, please visit Mini-Circuits' website at [www.minicircuits.com/MCLStore/terms.jsp](http://www.minicircuits.com/MCLStore/terms.jsp).

REV. C  
M127604  
LRPS-2-1-75J  
ED-1514/7  
DJ/CP/AM  
100602